








Foundation 2 – Summer One Curriculum Intent

Journeys



Walter Values

 Respect	<p>To show respect when exploring different countries and places.</p>
 Empathy	<p>To show empathy towards my friends.</p>
 Kindness	<p>To show kindness to our friends and family.</p>
 Honesty	<p>To show honesty when talking about how to be a good friend.</p>
 Resilience	<p>To demonstrate resilience when writing.</p>

Intended Additional Literacy Coverage





<p>Whatever Next!</p> <p>Writings lists – phonetically plausible/spelt correctly</p> <p>Writing sentences that can be read by others – what can you see on your journey to the moon?</p>
<p>Emma Jane's aeroplane</p> <p>Writings lists – phonetically plausible/spelt correctly</p> <p>Writing sentences that can be read by others – using imaginations to write about an aeroplane journey/writing post cards</p> <p>Amelia Earhart – Little People, Big Dreams</p>
<p>Non-fiction</p> <p>Writing about the school trip</p> <p>Maps</p>

Intended Additional Mathematics Coverage











<p>Number</p> <p>Exploring teen numbers (ten and a bit more)</p> <p>Writing numerals</p>
<p>Numerical Patterns</p> <p>Finding one more than and one less than a number</p> <p>Exploring shapes and using mathematical language to describe them</p>






PSRHE and RE

<p>Jigsaw PSRHE</p> 	<p>Discovery RE</p> 
<p>Relationships</p> <p>I can identify some of the jobs I do in my family and how I feel like I belong</p> <p>I know how to make friends to stop myself from feeling lonely</p> <p>I can think of ways to solve problems and stay friends</p> <p>I am starting to understand the impact of unkind words</p> <p>I can use Calm Me time to manage my feelings</p> <p>I know how to be a good friend</p>	<p>Stories</p> <p>What can we learn from stories?</p> <p>(Christianity, Islam, Hinduism, Sikhism)</p>











Area of Learning Key

<p>Literacy</p> 	<p>Maths</p> 	<p>RE</p> 	<p>PSED</p> 
<p>Understanding the World</p> 	<p>Physical Development</p> 	<p>Communication and Language</p> 	<p>Expressive Arts & Design</p> 

Subject Connectors

Subject	Connector
	As investigators we are exploring places around the world.
	As part of a school community we are exploring friendships.
	As enquirers we are listening to different religious stories.
	As artists we are using different media to capture our experiences.
	As enquirers we are using the internet to find out more information.

Skills and Knowledge

Subject	Skills and Knowledge	Curriculum Coverage
Expressive Arts and Design 	Listening and performing <ul style="list-style-type: none"> • I can learn a chant • I can explore different untuned percussion instruments • I can perform as part of a group • I can perform to an audience 	
Understanding of the World 	Learning about different places <ul style="list-style-type: none"> • I can comment on what I see • I can ask questions to find out more • I can make comparisons (different places/countries) • I can explore different languages 	
Understanding of the World 	Comparing space travel (past and present) <ul style="list-style-type: none"> • I can talk about space travel in the past • I can talk about space travel today • I can say what is different between past and present (space travel) • I can describe what astronauts do • I can use space words 	
Expressive Arts and Design 	Creating a prop for purpose (telescope) <ul style="list-style-type: none"> • I can select the resources I need • I can adapt my work • I can talk about what went well and what I would do differently (evaluate) 	
Physical Development 	Using the computers <ul style="list-style-type: none"> • I can move the mouse • I can follow the cursor and click on the icon • I can use age appropriate software 	

Subject Concepts

