

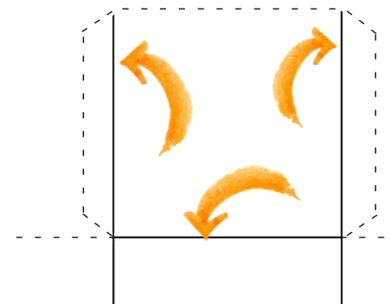
Good Night **Glowing** CUBE

Follow the instructions to make a cube. Every night before saying "good night", toss the cube to ask each other a question.

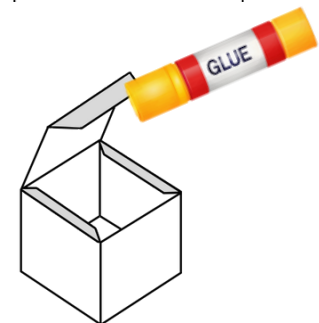
- 1** Print page 2 or 3 (you can print both to make two cubes). Cut on the dotted lines.



- 2** Fold on the solid black lines to make a crease.









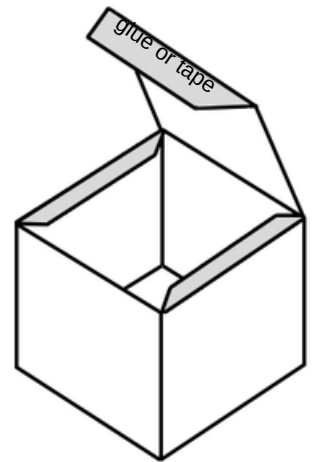
- 3** Assemble into a cube by gluing or taping the sides together along the tabs. Do not glue final flap if you want to do step 4.



- 4** Add a LED light, finger light or glow stick (do NOT use a candle) to have a glowing effect! Poke some small pin sized holes or "stars" for extra fun.



<p>glue or tape</p>  <p>What did you learn today?</p>	 <p>What was the best part of your day?</p>	 <p>What would make tomorrow great?</p> <p>glue or tape</p>
<p>glue or tape</p>	 <p>What did you work hard at today?</p> <p>biglifejournal.com</p>	<p>glue or tape</p>
<p>glue or tape</p>	 <p>What made you laugh today?</p> <p>glue or tape</p>	 <p>How were you kind today?</p> <p>glue or tape</p>



glue or tape

What mistake did you make today?

glue or tape

What do you wish to dream about tonight?

glue or tape

glue or tape

Rate your day on a scale from 1-10.

What are you grateful for?

glue or tape

glue or tape

Who inspired you today?

glue or tape

glue or tape

How did you help someone today?

glue or tape

















































































































































































































































































































































































