








**Year Two - Autumn Two Curriculum Intent**  
**World War One and Christmas**



**Walter Values**

 <b>Respect</b>	<p>Respecting different people's beliefs.</p>
 <b>Empathy</b>	<p>Writing as soldiers in the trenches; thinking about how they would have felt being so far away from home.</p>
 <b>Kindness</b>	<p>Showing kindness by remembering the people that have given their lives during war. The importance of Remembrance Sunday.</p>
 <b>Honesty</b>	<p>Being honest when playing team games and dodgeball.</p>
 <b>Resilience</b>	<p>How people have shown resilience through very difficult times.</p>

## Intended Additional English Coverage






<p><b>Room on the Broom</b> Command Sentences - Writing Magic Potions Expanded Noun Phrases Different Sentence Types (statement, question, command and exclamation)</p>
<p><b>World War One</b> Animals in War Sergeant Stubby The Christmas Truce - writing letters home in the role as soldiers in the trenches Using conjunctions to join or extend sentences Using adjectives to describe nouns</p>
<p><b>Ravi's Roar</b> Writing with coherence Using time words to sequence events (fronted adverbials of time) Using conjunctions to join or extend sentences</p>
<p><b>Christmas Stories</b> Mog's Christmas Calamity Writing with coherence Using time words to sequence events (fronted adverbials of time) Independent writing task - Norman the Slug Who Saved Christmas</p>

## Intended Additional Mathematics Coverage















<p><b>3D Shape</b> Identifying 3D shapes around us Name and describe the properties of common 3D shapes Drawing, building and making 3D shapes</p>
<p><b>Time</b> Naming the parts of the clock Telling and recording the time to 15-minute intervals</p>
<p><b>Addition and Subtraction</b> Using dienes and visual aids to add and subtract</p>
<p><b>Fractions</b> Finding halves, quarters and thirds of a shape or number Using arrays to find the fraction of a number</p>
<p><b>Money</b> Identifying the value of notes and coins Making the same amount using different combinations of coins</p>








## PSRHE and RE

<p><b>Jigsaw PSHE</b></p> 	<p><b>Discovery RE</b></p> 
<p style="text-align: center;"><b>Celebrating Difference</b></p> <p style="text-align: center;">Gender stereotypes Why does bullying happen? Standing up for myself and others Gender diversity Celebrating differences and still being friends</p>	<p style="text-align: center;"><b>Christmas - Jesus as a gift from God</b></p> <p style="text-align: center;">Why do Christians believe God gave Jesus to the world?</p> 















### Subject Key

<b>English</b> 	<b>Maths</b> 	<b>Science</b> 	<b>PE</b> 	<b>PSHE</b> 	<b>Computing</b> 
<b>RE</b> 	<b>History</b> 	<b>Geography</b> 	<b>Art</b> 	<b>Music</b> 	<b>DT</b> 

### Subject Connectors

Subject	Connector
	As scientists we are looking at materials and their suitability.
	As historians we are researching the events of WW1.
	As designers we are designing and stitching together a Christmas decoration.
	As artists we are moulding and shaping clay.
	As historians we are researching how animals were used during WW1.
	As sports people we are working as a team and developing our coordination and agility.
	As writers we are composing different sentence types.

## Skills and Knowledge

Subject	Skills and Knowledge	Curriculum Coverage
<p style="text-align: center;"><b>PE</b></p> 	<p><b>Dodgeball</b></p> <ul style="list-style-type: none"> <li>Cooperating as a team</li> <li>Working together as a team</li> <li>Developing coordination and agility</li> <li>Ball skills - sending and receiving</li> </ul>	
<p style="text-align: center;"><b>History</b></p> 	<p><b>World War One</b></p> <ul style="list-style-type: none"> <li>The key events of World War One</li> <li>The significance of Remembrance Sunday</li> <li>Looking at propaganda posters from World War One and creating our own</li> <li>Researching animals that were used during World War One</li> <li>Finding out about Sergeant Stubby, a heroic dog from World War One</li> <li>Composing letters as if we are soldiers in the trenches</li> </ul>	
<p style="text-align: center;"><b>Computing</b></p> 	<p><b>Coding - The Basics (PurpleMash - Chimp)</b></p> <ul style="list-style-type: none"> <li>Creating simple algorithms</li> <li>Giving instructions to a computer and making things happen on screen</li> <li>Timing events on screen</li> <li>Using a repeat command</li> </ul>	
<p style="text-align: center;"><b>Science</b></p> 	<p><b>The Properties of Materials</b></p> <ul style="list-style-type: none"> <li>Choosing and investigating suitable materials for Sergeant Stubby's coat</li> </ul>	
<p style="text-align: center;"><b>Art</b></p> 	<p><b>Making Clay Poppies</b></p> <ul style="list-style-type: none"> <li>Making poppies from clay</li> <li>Painting clay poppies using acrylics</li> </ul>	
<p style="text-align: center;"><b>DT</b></p> 	<p><b>Design, Making and Evaluating Christmas Decorations</b></p> <ul style="list-style-type: none"> <li>Designing Christmas decorations using felt</li> <li>Sewing fabrics together using a running stitch</li> <li>Adding embellishments by joining two materials</li> <li>Evaluating our finished design</li> </ul>	
<p style="text-align: center;"><b>Music</b></p> 	<p><b>Learning and Performing Christmas Songs</b></p> <ul style="list-style-type: none"> <li>Using our voices expressively and creatively by singing Christmas songs</li> <li>Performing Christmas songs in a Christmas Extravaganza</li> </ul>	

## Subject Concepts

