









## Year Two - Summer One Curriculum Intent

### Plants and Vincent van Gogh



#### Walter Values

 <b>Respect</b>	<p>Showing respect for our friends and families through building positive relationships based on trust.</p>
 <b>Empathy</b>	<p>Showing empathy and understanding of other faiths and how they demonstrate a sense of community and belonging.</p>
 <b>Kindness</b>	<p>Exploring how we can be kind and respectful to the plants and nature around us.</p>
 <b>Honesty</b>	<p>The importance of demonstrating honesty when playing team games in PE.</p>
 <b>Resilience</b>	<p>At an age appropriate level; discussing how Vincent van Gogh was able to create such amazing artwork, despite suffering from mental illnesses.</p>

## Intended Additional English Coverage





<p><b>Vincent van Gogh</b> Composing questions and statements Research a famous artist from history Verbs in the past tense (adding -ed suffix to regular verbs and irregular verbs) Using adjectives to describe nouns</p>
<p><b>Ruby's Worry</b> Sequencing a narrative Writing with coherence using time words Writing in the past tense using the -ed suffix</p>
<p><b>The Bumblebear</b> Sequencing a narrative Using contracted apostrophes Using suffixes correctly</p>
<p><b>You Must Bring a Hat</b> Independent writing task</p>
<p><b>Bees and Minibeasts</b> Composing questions and different sentence types Using conjunctions to extend or join sentences together Conducting research into bees and minibeasts</p>

## Intended Additional Mathematics Coverage















<p><b>Time</b> Compare and sequence intervals of time Telling the time in 15-minute intervals Telling the time in 5-minute intervals</p>
<p><b>Arithmetic</b> Securing the use of number lines and partition methods to add and subtract two two-digit numbers and using the RUCSAC method for word problems Inverse operations using Addition and Subtraction</p>
<p><b>Money</b> Combining coins to make an amount Using different combinations of coins to make the same amount Giving change</p>
<p><b>Number and Place Value</b> Reading and writing numbers in words to at least 100 Finding different ways to partition two-digit numbers</p>
<p><b>Investigations and Problem Solving</b> Applying our Year 2 maths learning to solve problems and conduct investigations</p>








## PSRHE and RE

<p><b>Jigsaw PSRHE</b></p> 	<p><b>Discovery RE</b></p> 
<p><b>Relationships</b>                  Families                  Keeping Safe - Exploring Physical Contact                  Friends and Conflict                  Secrets                  Trust and Appreciation                  Celebrating My Special Relationships</p>	<p><b>Islam - Community and Belonging</b>                  Does going to a mosque give Muslims a sense of belonging?</p>











## Subject Key

<b>English</b> 	<b>Maths</b> 	<b>Science</b> 	<b>PE</b> 	<b>PSRHE</b> 	<b>Computing</b> 
<b>RE</b> 	<b>History</b> 	<b>Geography</b> 	<b>Art</b> 	<b>Music</b> 	<b>DT</b> 

## Subject Connectors

Subject	Connector
	As scientists we are investigating what plants need to grow.
	As scientists we are identifying plants by looking at their leaf patterns.
	As artists we are exploring techniques used by Vincent van Gogh.
	As artists we are going to draw things from still life and nature.
	As digital designers we are using a painting program to create artwork on a computer.
	As cricketers we are learning how to throw, catch and bat a ball.
	As musicians we are listening to and responding to high quality recorded and live music.

## Skills and Knowledge

Subject	Skills and Knowledge	Curriculum Coverage
<p style="text-align: center;"><b>PE</b></p> 	<p><b>Kwik Cricket</b></p> <ul style="list-style-type: none"> <li>• Practising ball skills - rolling, stopping, throwing and catching.</li> <li>• Aiming a ball with control and throwing at a target.</li> <li>• Batting a ball with control.</li> <li>• Working and playing as a team.</li> </ul>	
<p style="text-align: center;"><b>Science</b></p> 	<p><b>Plants</b></p> <ul style="list-style-type: none"> <li>• Investigating and naming plants based on their leaf patterns.</li> <li>• Drawing leaf patterns, plants and seeds.</li> <li>• Investigating what plants need in order to grow and thrive.</li> <li>• Planting seeds and keeping a diary.</li> <li>• Designing and making life cycle wheels for a plant.</li> </ul>	
<p style="text-align: center;"><b>Art</b></p> 	<p><b>Vincent van Gogh</b></p> <ul style="list-style-type: none"> <li>• Discussing and looking at different paintings by Vincent van Gogh.</li> <li>• Drawing inspired by Vincent van Gogh's Sunflower pictures; using oil pastels.</li> <li>• Painting inspired by Vincent van Gogh's Starry Night artwork; using paints and mixing to make new colours, shades and hues. Embellishing painting with light colours as a two-step process.</li> </ul>	
<p style="text-align: center;"><b>Computing</b></p> 	<p><b>Digital Artwork</b></p> <p>Draw using a paint program and using different effects:</p> <ul style="list-style-type: none"> <li>• Vincent van Gogh's Starry Night</li> <li>• Vincent van Gogh's Sunflowers</li> <li>• Vincent van Gogh's Wheatfield with Crows</li> <li>• Self-portraits based on Vincent van Gogh's</li> </ul>	
<p style="text-align: center;"><b>Music</b></p> 	<p><b>Music Appreciation</b></p> <ul style="list-style-type: none"> <li>• Listening to a range of high quality live and recorded music</li> <li>• Taking inspiration from music to draw pictures</li> </ul>	

## Subject Concepts

