








Year One – Autumn 2 Curriculum Intent
Lets Celebrate!



Walter Values

 Respect	<p>To show respect to each other and our differences.</p>
 Empathy	<p>To show empathy towards other people and their feelings.</p>
 Kindness	<p>Be kind to my friends when working in a group.</p>
 Honesty	<p>To be honest when talking about my feelings.</p>
 Resilience	<p>Showing resilience when performing for an audience.</p>

Intended Additional English Coverage



Fireworks (Bonfire night & Diwali)

Retell the story of the Gunpowder Plot and make wanted posters

Recite a rhyme from memory

Write firework poems using adjectives and the suffix -ing

Space – Look Up

Composing question and statement sentences

Describing characters using adjectives

Reindeer - Non-fiction

Ask questions and write labels

Write statement sentences using the conjunction 'and'

Produce a fact page about reindeers to make a class information book

The Lost Reindeer

Re-tell the story using; adjectives to describe the character and setting

Elf Writing

Character description

Write Questions to find out more information

Recount writing

Intended Additional Mathematics Coverage



Place Value

Count, read and write numbers to 100 and count in multiples of 10

Length

Measure, compare, describe and solve problems for lengths and begin to record length

Addition and Subtraction

Know and use number bonds to 10 facts

Add and subtract one and two digit numbers

Read and interpret mathematical statements involving addition, subtraction and equals

Positional Language



Use the correct directional language forwards, backwards, sideways

Describe position using positional language e.g. on top, below, behind













Fractions

Recognise and find half of an object, shape or quantity







PSRHE and RE

<p>Jigsaw PSRHE</p> 	<p>Discovery RE</p> 
<p>Celebrating Differences The same as... Different from... What is bullying? What do I do about bullying? Making new friends Celebrating difference; celebrating me</p>	<p>Christianity – Christmas What gifts might Christians in my town have given Jesus if he had been born here rather than in Bethlehem?</p>







Subject Key

English 	Maths 	Science 	PE 	PSRHE 	Computing 
RE 	History 	Geography 	Art 	Music 	DT 

Subject Connectors

Subject	Connector
	As a sports person we are learning to participate in a range of games
	As citizens, we understand what bullying behaviour is.
	As enquirers, we are finding out how Christians celebrate Christmas. As enquirers, we will be learning about the celebration of Diwali.
	As Musicians, we are learning to perform songs to an audience.
	As Historians, we are comparing old to new. As Historians, we are asking questions and learning about past events/people.
	As technologists, we are learning to use technology purposefully.

Skills and Knowledge

Subject	Skills and Knowledge	Curriculum Coverage
<p>History</p> 	<p>Gun Powder Plot First man on the moon</p> <ul style="list-style-type: none"> To ask questions about the past To learn about famous people and events from history (Neil Armstrong, Mae Jemison, Guy Fawkes) <p>Christmas</p> <ul style="list-style-type: none"> To compare old and new traditions at Christmas 	
<p>Music</p> 	<p>Nativity</p> <ul style="list-style-type: none"> To learn songs to perform on stage during our Christmas performance <p>Music appreciation</p> <ul style="list-style-type: none"> To listen carefully and discuss a piece of music. 	
<p>Art</p> 	<p>Christmas Crafts</p> <ul style="list-style-type: none"> To use a range of materials to make pictures, collages and Christmas decorations. <p>Fireworks</p> <p>To use colour pattern and line to create a firework picture</p>	

Subject Concepts

